

2




# Instam

## I-01



P. 44



P. 45




P. 46

# Instam I-01

Styling by: **lineadiseño**

PRIVILEGE

**Estructura**  
Structure



**Entrecalle recta**  
Between slats straight



44

## EMESA

Estampaciones Metálicas Épila, S.A.  
A Savera Group Company

### Acabados / Features:

| <b>Techo</b><br>Ceiling                          | <b>Paredes</b><br>Car walls                      | <b>Perfilería</b><br>Profiles                    | <b>Suelo</b><br>Floor                                                              | <b>Espejo</b><br>Mirror                                                     | <b>Botonera</b><br>Car Operating Panel           |
|--------------------------------------------------|--------------------------------------------------|--------------------------------------------------|------------------------------------------------------------------------------------|-----------------------------------------------------------------------------|--------------------------------------------------|
| Acero inox.<br>Satinado<br>Satin stainless steel | Acero inox.<br>Satinado<br>Satin stainless steel | Acero inox.<br>Satinado<br>Satin stainless steel | Granito natural Azul<br>Labrador Oscuro<br>Azul Labrador Oscuro<br>natural granite | 1/2 altura, plata<br>4 mm de seguridad<br>1/2 height, silver<br>4 mm safety | Acero inox.<br>Satinado<br>Satin stainless steel |

# Instam I-01

Styling by: **líneadiseño**

PRIVILEGE

**Estructura**  
Structure



**Entrecalle recta**  
Between slats straight



45

## EMESA

Estampaciones Metálicas Épila, S.A.  
A Saveria Group Company

### Acabados / Features:


| <b>Techo</b><br>Ceiling                                      | <b>Paredes</b><br>Car walls                     | <b>Perfilería</b><br>Profiles                                                                           | <b>Suelo</b><br>Floor                                              | <b>Espejo</b><br>Mirror                                               | <b>Botonera</b><br>Car Operating Panel |
|--------------------------------------------------------------|-------------------------------------------------|---------------------------------------------------------------------------------------------------------|--------------------------------------------------------------------|-----------------------------------------------------------------------|----------------------------------------|
| Chapa pintada Negro RAL 9005<br>RAL 9005 Black painted plate | Acero inox.<br>Canvas<br>Canvas stainless steel | Chapa pintada Negro RAL 9005 + Acero inox. Cuero RAL 9005 Black painted plate + Leather stainless steel | Granito natural Negro Sudáfrica<br>Negro Sudáfrica natural granite | 1/2 altura, plata 4 mm de seguridad<br>1/2 height, silver 4 mm safety | Vidrio lacado<br>Painted glass         |

# Instam I-01

Styling by: **lineadiseño**

PRIVILEGE

**Estructura**  
Structure



**Entrecalle recta**  
Between slats straight

46



## EMESA

Estampaciones Metálicas Épila, S.A.  
A Savera Group Company

### Acabados / Features:

**Techo**  
Ceiling

Acero inox.  
Satinado  
Satin stainless steel

**Paredes**  
Car walls

Acero inox.  
Cheks  
Cheks stainless steel

**Perfilería**  
Profiles

Acero inox.  
Satinado  
Satin stainless steel

**Suelo**  
Floor

Goma antideslizante  
Azul Acero  
Blue Steel  
slip rubber

**Espejo**  
Mirror

1/2 altura, plata  
4 mm de seguridad  
1/2 height, silver  
4 mm safety

**Botonera**  
Car Operating Panel

Acero inox.  
Satinado  
Satin stainless steel

# Instam I-01

## Acabados incluidos en precio base del modelo

**Paños.** Chapa galvanizada forrada de acero inoxidable satinado con entrecalles de acero inoxidable satinado.

**Techo.** Abatible de chapa pintada\*\* con policarbonato blanco opal, iluminación por tubos fluorescentes.

**Suelo.** Goma círculos negra.

**Perfilería.** Acero inoxidable satinado.

**Embocaduras.** Acero inoxidable satinado.

**Espejo.** Plata, de seguridad de 4 mm con canto pulido, 1/2 altura al fondo. Falso pasamanos bajo espejo.

**Botonera.** Hueco para botonera de placa (botonera de columna opcional).

\*\*Chapa pintada negra o blanca.

## Features included in the model base price

**Car walls.** Galvanised plate lined with satin stainless steel, with satin stainless steel between-slats.

**Ceiling.** Hinged painted\*\* plate with opal white polycarbonate, fluorescent tubes lighting.

**Floor.** Rubber stud black.

**Profiles.** Satin stainless steel.

**Car Entrance.** Satin stainless steel.

**Mirror.** Silver, 4 mm safety glass with polished edge, 1/2 height on rear wall. False handrail below mirror.

**Car operating panel.** Hole for plate operating panel (column operating panel optional).

\*\* Painted plate in black or white.

