



Amplia gama de acabados incluidos en precio base del modelo.

Paños: Chapa acero inoxidable satinado.
Techo: Abatible de chapa pintada** con policarbonato blanco opal, iluminación por tubos LED.
Suelo: Goma antideslizante negra.
Perfilería: Acero inoxidable satinado.
Embocaduras: Acero inoxidable satinado.
Espejo: Plata, de seguridad de 4 mm con canto pulido, 1/2 altura al fondo. Falso pasamanos bajo espejo.
Botonera: Hueco para botonera de placa [botonera de columna opcional].

**Chapa pintada negra o blanca.

Wide range of finishes included in the base price of the model.


Car walls: Satin stainless steel plate.
Ceiling: Hinged painted** plate with opal white polycarbonate, LED tubes lighting.
Floor: Anti-slip rubber black.
Profiles: Satin stainless steel.
Car Entrance: Satin stainless steel.
Mirror: Silver, 4 mm safety glass with polished edge, 1/2 height on rear wall. False handrail below mirror.
Car operating panel: Hole for plate operating panel [column operating panel optional].

** Painted plate in black or white.



Idea I-01D

PRIVILEGE



EMESA

Estampaciones Metálicas Épila, S.A.
A Saveria Group Company

Styling by: líneadiseño

ACABADOS / FEATURES:

Techo / Ceiling 1

Acero inox. satinado
Satin stainless steel

Espejo / Mirror 2

1/2 altura, plata 4 mm
de seguridad
1/2 height, silver 4 mm
safety

Paredes / Car walls 3

Acero inox. pulido
Polished stainless steel

Perfilería / Profiles 4

Chapa pintada Negro
RAL 9005
RAL 9005 Black painted
plate

Botonera / Car Operating Panel 5



Chapa pintada Negro
RAL 9005
RAL 9005 Black painted
plate

Suelo / Floor 6

Granito natural Bianco
Trevi
Bianco Trevi natural
granite

Estructura / Structure


Chapa directa
Direct plate



Cabina con acabados incluidos en precio base del modelo. / Cabin with finishes included in the base price of the model.

Idea I-01D

PRIVILEGE



EMESA

Estampaciones Metálicas Épila, S.A.
A Saveria Group Company

Styling by: líneadiseño

ACABADOS / FEATURES:

Techo / Ceiling 1

Acero inox. satinado
Satin stainless steel

Espejo / Mirror 2

1/2 altura, plata 4 mm
de seguridad
1/2 height, silver 4 mm
safety

Paredes / Car walls 3

Acero inox. Canvas
Canvas stainless steel

Perfilería / Profiles 4

Acero inox. satinado
Satin stainless steel

Botonera / Car Operating Panel 5



Acero inox. satinado
Satin stainless steel

Suelo / Floor 6

Piedra artificial Rougui
Rougui artificial stone


Estructura / Structure

Chapa directa
Direct plate



Idea I-01D

PRIVILEGE



EMESA

Estampaciones Metálicas Épila, S.A.
A Saveria Group Company

Styling by: líneadiseño

ACABADOS / FEATURES:

Techo / Ceiling 1

Acero inox. satinado
Satin stainless steel

Espejo / Mirror 2

1/2 altura, plata 4 mm
de seguridad
1/2 height, silver 4 mm
safety

Paredes / Car walls 3

Acero inox. Checks
Checks stainless steel

Perfilería / Profiles 4

Chapa pintada Blanco
RAL 9016
RAL 9016 White painted
plate

Botonera / Car Operating Panel 5

Chapa pintada Blanco
RAL 9016
RAL 9016 White painted
plate

Suelo / Floor 6

Goma antideslizante
Gris Cemento
Grey Concrete anti slip
rubber

Estructura / Structure

Chapa directa
Direct plate

